

PUNK ROCK

THE NEW WAVE
OF
SOUND
&
STYLE


1.50

“HOW TO LOOK PUNK”



BY-

Marliz



Dix Denny of the WEIRDOS

Copyright © 1977, by Maritz
All rights reserved. This book or any part of this book may not be reproduced or transmitted in any form or by any means, mechanical or electronic, including photocopying, recording or any method applied for information storage and retrieval, without permission in writing from author and publisher.
Printed in the United States of America.

(cover)
Punkers Pleasant Puss,
Belinda, and Helen Killer . . .
on the belly of Paul Fraser
of SHOCK

HOW TO LOOK



Photographer
Jenny Lens

Lorna Doom of the GERMS

Punk Rock, the New Wave in sound and style, is an acting-out of today's youth attitude. In London it is socio-political, rebellious and angry . . . in New York it is street-scene frustration . . . and in Los Angeles it is "getting it on," pogoing all night long. But wherever, it's making a statement, "do your own thing!"

That's why "looking punk" is best achieved using ordinary things around the house. Search drawers, closets and attic, plus your friendly neighborhood thrift shops, for all varieties of PUNK JUNK to attach to your clothes (or to mend holes and rips) . . . use safety pins (the symbol of punkdom), paper clips and clothes pins . . . old badges, buttons, charms, soda can flip-top tabs and war medals . . . bathtub plug chains, dog chains, hardware chains and locks . . . tumbler locks, bottle openers, rabbit's foot key chains and large antique hotel keys . . . bits of coiled rope, old neckties and broken shoestrings . . . studs, nuts 'n bolts, washers . . . toy guns, mock razor blades, play pocket-knives and toy daggers . . . all tied, pinned, clipped, taped or stapled to clothing, or worn as junk jewelry, in your own most individually creative fashion.

To clothe your body black leather jackets are in, along with fishnet stockings and stiletto heels, worn with micro-mini skirts, cut-off jeans, or slit and slashed dresses. Faded, torn and frayed jeans, or shiny black pants and boots are for everyone, topped with torn and decorated T-shirts and sweatshirts.

Or, instead of the above, elements of bondage attire, restraining bands and straight jacket effects, with an extensive assortment of bondage paraphernalia (handcuffs, chains, chrome-studded leather bands around neck, arms, shoulders, legs or ankles) are worn . . . topped with a black leather bike cap.

Plus another, secondhand clothes borrowed from the 50's with a touch of the psychedelic 60's (don't forget your wrap-around girl-watcher glasses) are "in" too, particularly for the sensible new waver, along with graffiti-wear. Paint your clothes with your own style of graphics.

In direct contrast is the "lingerie look", an offshoot of the original word punk translation, a street-walker. Leopard prints are big, camisole tops, garter belts, lace stockings and tights, stiletto heeled mules or ankle straps, silk gloves with fingers cut out, and miniature mad-money purses on a cord.

WHAT IS PUNK?

"Buzz and Blast. Up on the stage can be found a numbing array of groups and soloists whose names dramatize the nihilism and brute force that have inspired the movement: Clash, Thundertrain, Weirdos, Dictators, Stranglers, Damned, and the demon-eyed New Yorker who could become the Mick Jagger of punk, Richard Hell. The music aims for the gut. Even compared with the more elemental stylings of 1950's rock 'n roll—which it closely resembles—punk rock is a primal scream. The music comes in fast, short bursts of buzz and blast."

—TIME Magazine

© 1977 Time Inc. All rights reserved.

WHAT DOES IT SOUND LIKE?

"It has little to do with the American garage bands of a decade or more ago, which is why "punk" is a misnomer, but it does share with them a conviction that anyone could and should get up and do it. It speaks a language whose common denominators are excitement, deliberately provocative sexuality, outrage. And desperation. It is youth reasserting its hold on rock 'n' roll."

—© 1977 CREEM Magazine, Inc.

"Punk may be new to millions, but in Los Angeles the scene is into its second distinct phase. The first was kicked off in August, 1976 . . . it was the same old story of young hard rock bands . . . playing original material and being unable to break into the local club scene. They simply took matters into their own hands and created a vital movement."

—CIRCUS Magazine

WHAT DOES IT LOOK LIKE?

"Punk Rock: Next Big Rock 'n Roll Trend? Leather jackets, chains, torn T-shirts and rowdy antics aren't news in rock circles . . . The Sex Pistols and the Damned are two English names to note. In the U.S., the Ramones and the Runaways are among the front runners . . . The "symbol" of punk rock is a safety pin (worn through ears, lips, nose or on clothing). The mode is moving into fashion circles."

—TEEN TESTED TOPICS



PUNK

(Note on author): MARLIZ is internationally known in the industry for her marketing ability in current-trend perception, and "how to" help it explode on the scene. Here's another, PUNK ROCK and what's happening!



3

In spite of what all this sounds like, exaggerated and sometimes even frightening, punk fashion can also look decidedly "punk chic" when put together properly. A simple T-shirt, punk-style necktie, a few chains or safety pins, and jeans, is getting it on. That's what makes punk so fun and so "in". Punk is self-expression. There are no unbreakable rules!

For example, a very important theatric of the punk look is asymmetry, rarely are both sides of the body dressed in the same fashion. Wear a black lace stocking on one leg and a striped knit knee sock on the other.

Mostly, punk rock and fashion sound and look super loud. They are aggressively sexy and visually stimulating . . . "look at ME, hear ME, I have something to say". Youth has once again opted to sing it out, act it out, bash it out, and look the part.

L.A. KNOCKERS, Punk-funk dancing and singing group.

THE POGO



As told by Jennifer Doyle, choreographer of the L.A. Knockers, a dancing and singing group into Punk-Funk rock acts, the Pogo is a highly energized dance form, a theatrical and emotional reflection of today's society. Frenzied movements tell a story of confrontations and frustration. The pogoer has to have more of a flair for the narrative than a musical awareness. When it is done well both the participants and the observers are emotionally breathless. The Pogo is composed of an alternation of moving and holding stances, freestyle . . . move and hold, move and hold, and on and on. (1) the running crunch (with a growl) is an energized running step, a movement toward or away from a partner, or executed solo-pogo style, usually followed by a jump straight up with feet together. (2) the over-head thrust (with an ugh) is a landing movement then a hold (pose). (3) the waylaid kick turn (with an eee-ee-e) is a movement semi-stance-like followed by a pivot turn. And (4) the pogo strangle (with a gurgle) is a hold with give and take between partners, no victim, grasping each other intermittently around the throat to the bash beat of punk rock.

4



Even the punk rock dance attitude, the "pogo", makes a strong statement. It looks very much like an uninhibited tribal stomp, jumping up and down and flailing your arms around. Most pogoers dance alone, but those with partners aggressively attack each other in an act-out of kicking and strangling. Few are hurt and most are just acting outrageous.

So while punk rock is probably the start of a musical revolution, and certainly the beginning of a clothing revolution, both can be staged in theatrics, hostilely pogoing, or simply be understated in conceptual chic.

Consequently, the purpose of this "How to Look Punk" guide is to show the look in its most exaggerated form plus in its most conservative. You can spend nothing, or as much as you like, to look like a real PUNK!



Paul Phraser and Mark Amore of SHOCK



5

skull and chains worn by Sten Gun of the SKULLS



NECK CHAIN AND LOCK: Use an old piece of chain from a dog lead, fence, whatever, or buy approximately 27 inches of heavy gauge chain from the hardware store, join ends with a tiny metal lock, to make a necklace. In fact, a dog's choker-chain sold with rings on both ends could provide a ready-made choker for you. Just insert lock in rings for closure. Or, for another necklace, tie a length of chain lariat style, leaving ends dangling, then anchor knot with a safety pin.

USE CHAINS 'n LINKS



6



CHAIN BELT: Find a piece of heavy chain in a sufficiently ample length to wrap around your waist. Then take two simple metal key rings, or notebook rings, to use as belt rings to hold a fastener. Attach one ring on one end of belt chain, and attach the other to a comfortable waist measurement link. Add double-end bolt snap to rings to secure belt around waist, leaving free end surplus to dangle. Or, instead of the bolt snap as a fastener, use a chain door-guard as a buckle. Bicycle or motorcycle type chain instead of heavy hardware chain looks great too! Note: the same design can be used for a necklace, choker, or bracelet. For a sometime fun bondage look, drop an extra length of chain from your belt and attach it to an ankle chain.

LINK BELT: Make a wrap-around belt from a long chain of paper clips or safety pins, put together one by one. Find an old belt buckle to use as a closure.

CHAIN HALTER: Put on a black tube top, or make one from a scarf wrapped around bosom. Attach a suitable chain on each side of front with safety pins or studs, pull up over shoulders, cross ends on back and bring around to front under bosom, connecting ends with beaded safety pins. Just slip some beads over prong of pin for a decorative touch.

PUNK SUSPENDERS: Make a pair of chain suspenders by attaching chains to large metal clamps, the kind you find on a clip board. You need two lengths of chain of your choice, crossed in back, and 4 clamps to attach to chains then clamp onto pants or skirt. A pair of punk suspenders can be made from regular cord, also, or from parachute straps found at a surplus store. Canvas luggage straps, or oversized toy plastic chains work too.

BOOT CHAINS: To wear on leather boots, punk style, wrap a length of chain around top of boot and back of heel, connect ends with rings or safety pins. Attach another length at one side by ankle bone, wrap under arch, and attach the other end to other side by ankle bone to hold boot chains in place. Or, wrap a single length of chain espadrille-fashion from under arch crisscrossed around boot up leg. Hold together at top with a ring or safety pin.



Punkers Helen Killer, Belinda and Pleasant Puss in bondage gear

BE A PUNK IN BONDAGE

7

BONDAGE LEATHER JEWELRY BANDS: Borrow your cat or dog's studded leather collar and wear it around your wrist, neck, ankle, wherever it fits. Black with chrome studs is ideal for the bondage look. Or, if you have an old leather watch strap, you can stud it (buy studs in bike shop) and make a key chain to hang from one of your jeans' belt loops.

HANDCUFF BELT: Make a bondage punk belt by taking a suitable length of heavy material, or an old scarf, a strip of leather if you have it, or use an old leather belt with the buckle cut off . . . and wrap the ends around a pair of toy handcuffs to form a belt buckle. Looks super punk and nasty.

ANKLE CHAIN: As the ultimate expression of bondage, use any piece of chain available that looks right for an ankle bracelet. Create a closure with a safety pin, paper clip or small metal lock. For fun time, wear an ankle chain on both legs and connect between with a separate length of chain that you drag along the ground. (Be careful not to trip, you punk!)

LOOK PUNK WITH WRAPS 'N TIES

WRIST WRAPS: An important part of the punk look is wrapped wrists or upper arms. Small scarves or kerchiefs are wound around with knotted ends, plain or printed. Then on top of wrist or arm wrap, a leather studded bondage band or any number of chains and thongs may be worn, whatever the individual punker feels like putting together.

LEG WRAPS: Pant legs look punk when wrapped with leather thongs, string, cord or canvas luggage straps. In fact, plastic masking tape in black looks very punk and provides maximum control. Part of the punk look is a straight leg, almost a pegged silhouette. So wrap your old bell-bottoms tight around the legs.

8

Punker Margaret
(Lovelegs)




John Denney and David Trout
of the WEIRDOS on stage



NECK THONGS: Wrap a leather thong around your neck, then knot, tie or pin casually. Old shoestrings can also be effective. Attach safety pins, paper clips, studs and such for a more decorative creative touch.


NECKTIES: A "must" accessory for both male and female punks is an unconventional necktie worn simply over a T-shirt, or junked in among many other accessories. It is knotted loosely at the collarbone, very casually. The outdated string-like men's neckties of the 50's work great, or just use a strip of plastic cut from a shopping bag and tie ends into a square knot. Another necktie effect, that looks more like jewelry, is created with a heavy industrial zipper. Unzip the zipper and place it around your neck, keeping the joined end consisting of zipper tab and ring at center front. Wrap loose ends around back of neck and tie or pin. Hang safety pins, metals, a rabbit's foot, whatever, from the zipper tab at front. In fact, hang all sorts of memorabilia from any other zipper on the clothing you are wearing.






SYMBOLIZE WITH SAFETY PINS

PINS 'N CLIPS FOR EARS: Safety pins, badge pins and paper clips are being worn in pierced ears, and also hung from rings in ears, and on fingers. For a super original finger look, put on several simple, thin bands then hook together with a safety pin. Punk jewelry should look like ordinary things, but jewelry manufacturers are already making them for retail sales in precious metals.



9



Punker Mary Kat


PUNK SPELLED WITH PINS: Create a chain of small safety pins then spell out PUNK in an arrangement. Work it out on paper first, making yourself a pattern, then lay out pins on a suitable piece of clothing and pin PUNK into place. The front of a T-shirt or the back of a jacket would be very dramatic.

TORN T-SHIRT PIN-ONS: Bathtub plug type ball chain, or keyring type beaded chain, can be used to loop around safety pins or studs on a torn T-shirt. Use safety pins on holes and tears, plus leave a few dangle. Since safety pins are the symbol of the punk rock look, use them generously on shirts and pants . . . scattered, or lined up like stitching, large pins crossed by small pins, dangling in bunches, whatever. Another idea, a torn T-shirt in a bright color with holes artistically encouraged looks "punk chic" over a long sleeved black leotard type top.

CUT-UP T-SHIRT LOOK: Cut an old shirt into pieces, (with some design in mind), then lace it back together again with safety pins. Cut out the sleeves, cut a new neckline, cut an asymmetrical opening down the front, trim the shirt into a vest shape . . . any design that suits you, then pin it back together lining up the pins in an orderly fashion.

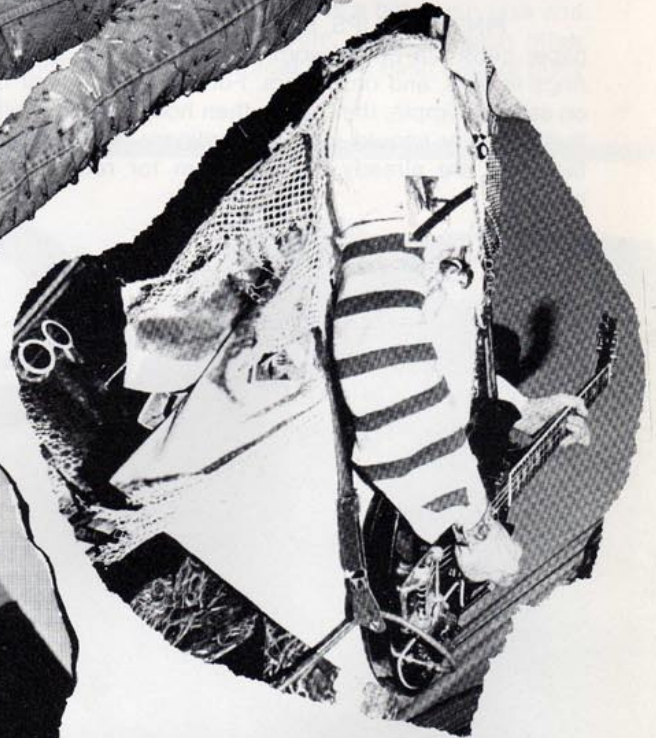
CUSTOM JUNK T-SHIRT TO MAKE: Paint the letters PUNK on the front of an old T-shirt, or sweatshirt (looks tougher), using fabric paint (available in art supply departments), nail polish or ink. Then decorate the letters with actual punk junk, pins, clips, beads, chain, toy gun or dagger (add a splash of red for blood for a nasty punk statement).

JEANS OF PINS: Literally cover a pair of ragged jeans with safety pins. You can even line the pants' fly with pins, if (or if not) the zipper is broken. Pin-covered jeans look particularly punk when worn with a graffiti decorated T-shirt.



Bobby Pyn of the GERMS

10





CREATE SOME GARBAGE BAG COUTURE

VESTS 'N TOPS: Cut out a sleeveless top or vest from a black plastic garbage bag. Wear over long-sleeved T-shirt and tuck into jeans. Old garment bags can be used as well. Use plastic masking tape or transparent mending tape to join seams. Garbage bag couture looks great with some original graffiti art too. If you are handy with the needle, cut an old piece of foam rubber sheeting into a jerkin, seam shoulders and sides. Wear over a long-sleeved T-shirt and tie waist with a cord or chain.

BUTTON ON PUNK GRAFFITI

PUNK BADGES: Paint old badges, or make stickers for them out of wide masking tape cut into shapes, then letter on your own punkisms. Here are some suggestions: I Am Punk, Punk Power, Thunk Punk, Go Punk Yourself, Anti-Punk, Punk Pop Rocker, Any Punkin Lately? Dance the Punk Stomp! Pogo Anyone? Punk is Funky, Punk 'n Nasty, Super Punk, Hey Ho Punk, Let's Go Punkin . . . whatever suits you and what you're wearing.



StenGun of the SKULLS

Alice Douche Bag of the BAGS



MAKE-UP LIKE A PUNK

FACE LOOK: Everything goes if you want to look wild, "Star Wars" is as good a guide as any. However, the more street-scene look is "heavy on the eyes", a studied attempt to shout that you're wearing make-up.

Consulting make-up artist Chole Maquillage of Hollywood tells me that the make-up for punk rockers is decidedly different East, West, and across the ocean. In London, because of the political uprisings, the make-up is very extreme, hard and almost nasty, painted on like a defiant mask, while in New York it seems to be just plain "street punk", boyishly plain and tough looking. The Los Angeles punk is a happy compromise. It's a fun scene expressed with personal release, just "paint it on so we can look outrageous and dance the pogo all night".

But even in Los Angeles, there is a touch of the extreme plus a more conservative wave of the quietly chic punk look. For the extreme, eyes are heavily outlined all the way around, upper and lower, with liner extensions at outer corners. Lids are totally shadowed all the way across, using at least two colors of eye shadow and more often three. The over-all design around the eyes can be an extreme lift at outer corners, cat-like, or can be exactly the opposite, actually dropped down and blended off into the cheek area. Eye designs for the extremist are theatrical paint-ons, having little to do with enhancing natural beauty.

For brunettes, it is a combination of red, gun-metal, and black, laid on as heavily or as subtly as desired depending on the occasion. Gunmetal shadow is used across eyelid itself, red is used on bone under eyebrow, and black is smudged around eye as an outliner. Colors are silvery shiny, not pearly white, in their iridescent quality.

For blondes and in-betweens, bright clean colors are used to lift the face. (Don't forget that punk costume background colors are more often drab than not, with lots of black and plain fabrics as opposed to stripes and prints, which dictates a brighter face for paler or drabber hair colors.) The most punk eye shadow color combinations involve a clear bright for highlighting and a deep bright for shading, for example, red with purple or rust, or green with rust is another. The above colors are the most popular in multi-combinations.



Mascara is not important for the extremist punk because it tends to distract from the studied eye shadow designs. Blusher IS, however. Two shades of blusher are used, a bright on the cheekbone and a deep under it to define color. This use of blusher as facial shading particularly emphasizes the punkers' wan pallor by contrast.

Lips are painted in opaque shades ranging anywhere from bright blood red to the deepest available. In some instances, the mouth is distinctly outlined with a deep shade and left bare in the center for extreme drama.

The more conservative quietly chic punk make-up is almost boyish . . . just a clear or pale gloss on the lips . . . no blusher, but emphasis on facial shading to create a bony effect . . . variations of brown eye shadow on the eyelid and a subdued rust on the browbone for highlighting . . . a bit of mascara and natural eyebrows complete the look.

As a make-up base for all punks, both extreme and conservative, the skin should look pale rather than tan, a mask rather than natural. The punk scene is basically a street scene with a pallor, as compared to a suntanned surfer.

Fingernail paint is extreme for the exaggerated punk, all colors bright to black, many decorated with decals or brushed on designs. The conservative punk would skip it, preferring a boyishly natural look.

Punkers
Linda Stokes and
Kathleen Frasca

13



STYLE YOUR HAIR PUNK-LIKE

HAIR LOOK: Short looks best, cropped with clippers to look like a growing out crew cut. Boys (and some girls) are greasing their hair so that it stands out straight and unruly, referred to as "forked hair." Petroleum jelly or any thick pomade will create the effect (plus do wonders for dry hair). For extra holding power, after greasing the hair, regular talcum powder is shaken on, then the hair is run through with the fingers until it stands-up and holds. Hair control spray can be applied for extra "stay-put".

Most girls really want to look punk-pretty, so emphasis is placed on hair coloring effects rather than on rebel-like hairstyles. For adventurous punks, multi-design hair colors are created with food coloring mixtures or with commercial "crazy party color" sprays . . . bright redheads are "in", as are brunettes with streaks of silver. All blondes and drab in-betweens can go wild with multi-color temporary rinses and sprays.

If hair is long, it can be tucked back into a short look with locks and wisps released around the face. Hair should look undone, not coiffed and sprayed. Top-knots, and hair tied in bundles, are very much in punk style.

And, of course, there is the punk compromise between boyish cropped heads and pretty tousels and locks. As expressed by consulting artist Chole Maquillage, "long pieces of locks, and hanging things look funky-punky when custom cut and arranged around a crew cut. The contrast of the two extremes, a short and severe cropped head combined with undone long locks, is truly punk!"

AND NOW FOR A PUNKY CONCLUSION

An integral part of the punk movement is to give yourself a punk alias (if you don't already own one). Name yourself a punk! For openers, eye these for-real "How to Look Punk" credits:

Photographer: Jenny Lens

Design & Illustration: Kelly Coy

Make-up Consultant: Chole Maquillage

Choreography: L.A. Knockers

Punk Rock Groups: Weirdos, Shock, Germs (Bobby Pyn and Lorna Doom), Skulls (Sten Gun), Bags (Alice Douche Bag)

Publication Excerpts: Clash, Thundertrain, Dictators, Stanglers, Damned, Richard Hell, Sex Pistols, Ramones, Runaways . . . and finally . . .

Author: *Marliz* (Punk Alias)Marliznt?

THE NEW WAVE
OF
SOUND
&
STYLE

Marlitz

PUNK
POW-ER

PUNK

pu
NK

Pogo
ANYONE
?

SHOCK

PUNK
PUNK
PUNK

PUNK
ROCK

SHOCK

PUNK
POW
ER

